



MODEL
503

GRAVITY FED
FIREPLACE INSERT

KEEPING YOU WARM
for more than 30 years



EZ FLO
COAL



In Swiss, Hitzer means "heater". More importantly, Hitzer has come to mean quality, comfort, efficiency, value... and a commitment backed by superior Amish craftsmanship that provides you with years of heating performance.

TIME IS ON YOUR SIDE.

Years of research and development have gone into the Hitzer Model 503 Fireplace Insert. Extra time was taken to design and redesign the system, but it has been worth it...for you.

There is nothing automated about our production line. Careful Amish craftsmen skillfully hand build every insert. Their attention to detail and desire for the utmost quality is part of their heritage, and it is a part of every Model 503.

HIGH-QUALITY MATERIALS:

- 3/16" steel firebox • 1/4" steel top • 11 gauge steel exterior shell • Removable cast iron grate system
- Cast iron door with ROBAX glass • Firebrick lined

SUPERIOR FEATURES:

- Tested to UL Standard 737 • Gravity fed hopper system for pea or nut size anthracite coal
- Operates with no moving parts • Continues to burn in event of power failure • Two recessed 100 C.F.M. blowers for even air flow • Firebox holds 80 pounds of coal • Hopper holds additional 35 pounds of coal • Removable hopper for burning bituminous coal • Two cast iron shaker grates • Removable ash pan

So much is designed and built into every Model 503. We offer only a few options • a gold plated door or pewter plated door • a gold or pewter trim for the finishing shroud.



GOLD



PEWTER

Efficiency

THE BEST COMFORT FACTOR

Keeping you and your home warm - **efficiently** - is the highlight of the Model 503. The gravity fed hopper system, with no moving parts, provides continuous feeding of anthracite coal for constant heat output over extended burn times, without tending. Coal continues to feed even in the event of a power failure. Hopper is removable for burning bituminous coal.

AIR INTAKE CONTROLS: Primary combustion air enters the fire box through the ash door, then flows up through the grates. The secondary air and air wash control on the main door promotes efficient combustion as well as secondary burning of gases.

100 C.F.M. BLOWERS: 2 Thermostatically controlled side blowers draw in surrounding air, circulate it around the firebox, and push it out through the warm air exits for even heat distribution.

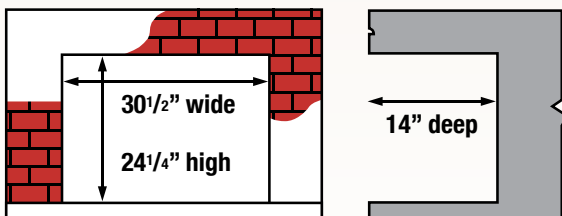
DAMPER CONTROL: This easily regulated control permits more efficient burning of fuel. By precise control of air flow, fuel lasts longer and less heat escapes up the chimney.

These outstanding features combine to achieve superior performance throughout the heating season. You stay comfortably warm, cut your fuel bills, and have an investment that can pay for itself over the years.


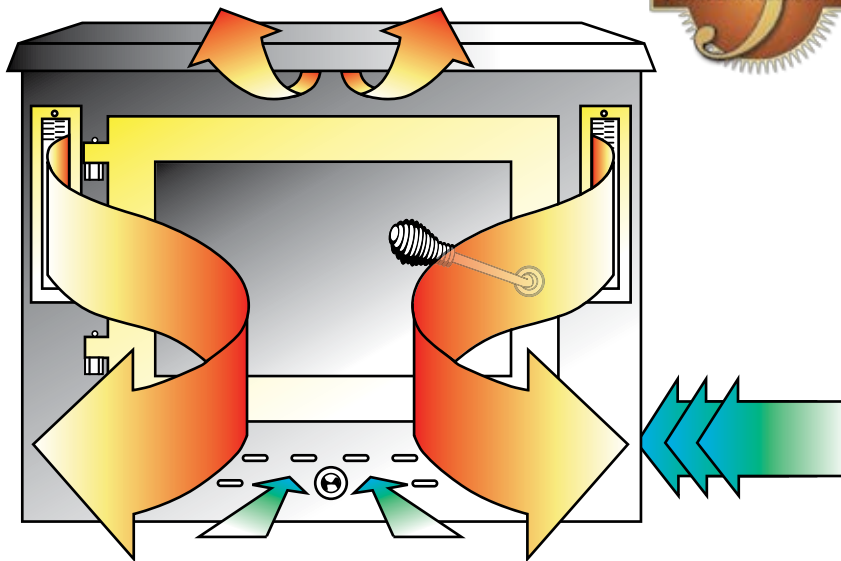
MODEL 503 SPECIFICATIONS

HEIGHT	24"
DEPTH	25"
WIDTH	30"
WIDTH AT 14" DEEP	24"
FIREBOX SIZE	13" W x 19 1/2" L
WEIGHT	600 lbs.
BTUs	80,000
FLU SIZE	6"

COLORS: BLACK, HONEY-GLO BROWN, BLUE METALLIC, FOREST GREEN, CHARCOAL
 Tested to U.L. Standard 737



Dimensional requirements are minimum 24 1/2" H x 30 1/2" W x 14" D fireplace. Standard 6" or 8" finishing shroud. Custom sizes available.



YOUR HITZER DEALER



Hitzer Inc.
 269 East Main Street • Berne, IN 46711
 (p) 260-589-8536 • (f) 260-589-3538
www.hitzer.com • info@hitzer.com

